

# HI-PERFORMANCE **Rd**<sup>TM</sup> PLUS (HPPD+)



Part No: 480-8M-20

480     480 mm Pitch Length  
8M     8 mm Pitch  
20     20 mm Wide

## APPLICATIONS

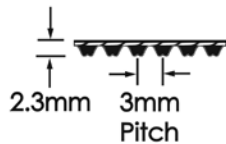
Nearly every conceivable industrial drive application where precise shaft synchronization is required. HPPD+ belts can also be used as an alternative to problem V-belt and chain drives.

- Aggregate Machinery
- Office Equipment
- Paper Industry Machinery
- Machine Tool
- Printing Trade Machinery
- Home Appliances
- Food Processing Equipment
- HVAC Units
- Packaging Machinery
- Textile Machinery
- Mining Equipment
- Farm Machinery
- Woodworking Machinery
- Vending Machines

## KEY FEATURES & BENEFITS

- Universal tooth profile drops into existing HTD, RPP or PowerGrip GT\* sprocket.
- High-grade Goodyear compound.
- Requires little, if any, retensioning and less drive maintenance.
- Oil, ozone and abrasion resistant.
- Temperature resistance: -30° to +75° C.
- Designed for high-capacity performance.
- Higher power rating and longer life than traditional timing belts.
- Length tolerances (ISO 13050)

\* PowerGrip and GT are Trademarks of the Gates Corporation.



### 3 M Available Sizes

Belt reference	Pitch length Lp (mm)	Number of teeth
HPPD 159 3M	159	53
HPPD 177 3M	177	59
HPPD 204 3M	204	68
HPPD 252 3M	252	84
HPPD 264 3M	264	88
HPPD 312 3M	312	104
HPPD 318 3M	318	106
HPPD 501 3M	501	167
HPPD 513 3M	513	171
HPPD 612 3M	612	204
HPPD 738 3M	738	246

Cut belts widths: 6 mm, 9 mm, 15 mm.

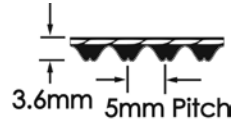
Sleeve: 660 mm

Goodyear reserves the right to change sleeve width.

Please contact Goodyear PTP marketing.



# HI-PERFORMANCE **Pd**<sup>TM</sup> PLUS (HPPD+)



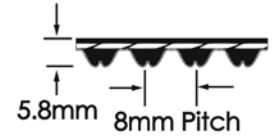
## 5 M Available Sizes

Belt reference	Pitch length Lp (mm)	Number of teeth
HPPD 350 5M	350	70
HPPD 375 5M	375	75
HPPD 400 5M	400	80
HPPD 425 5M	425	85
HPPD 450 5M	450	90
HPPD 475 5M	475	95
HPPD 500 5M	500	100
HPPD 535 5M	535	107
HPPD 565 5M	565	113
HPPD 600 5M	600	120
HPPD 635 5M	635	127
HPPD 670 5M	670	134
HPPD 710 5M	710	142
HPPD 740 5M	740	148
HPPD 800 5M	800	160
HPPD 850 5M	850	170
HPPD 890 5M	890	178
HPPD 950 5M	950	190
HPPD 1000 5M	1000	200
HPPD 1050 5M	1050	210
HPPD 1125 5M	1125	225
HPPD 1195 5M	1195	239
HPPD 1270 5M	1270	254
HPPD 1420 5M	1420	284
HPPD 1595 5M	1595	319
HPPD 1690 5M	1690	338
HPPD 1790 5M	1790	358
HPPD 1895 5M	1895	379
HPPD 2000 5M	2000	400

Cut belts widths: 9 mm  
15 mm  
25 mm

Sleeve: 660 mm

Goodyear reserves the right to change sleeve width.  
Please contact Goodyear PTP marketing.



## 8 M Available Sizes

Belt reference	Pitch length Lp (mm)	Number of teeth
HPPD 480 8M*	480	60
HPPD 560 8M*	560	70
HPPD 600 8M*	600	75
HPPD 640 8M*	640	80
HPPD 680 8M*	680	85
HPPD 720 8M	720	90
HPPD 800 8M	800	100
HPPD 880 8M	880	110
HPPD 960 8M	960	120
HPPD 1040 8M	1040	130
HPPD 1120 8M	1120	140
HPPD 1200 8M	1200	150
HPPD 1280 8M	1280	160
HPPD 1400 8M*	1400	175
HPPD 1440 8M	1440	180
HPPD 1600 8M	1600	200
HPPD 1760 8M	1760	220
HPPD 1800 8M	1800	225
HPPD 2000 8M	2000	250
HPPD 2400 8M	2400	300
HPPD 2600 8M	2600	325
HPPD 2800 8M	2800	350
HPPD 3048 8M**	3048	381
HPPD 3280 8M**	3280	410
HPPD 3600 8M**	3600	450
HPPD 4400 8M**	4400	550

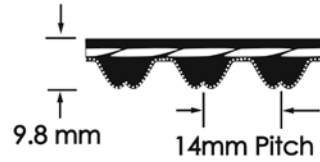
Cut belts widths: 20 mm  
30 mm  
50 mm  
85 mm

Sleeve: 370 mm  
\* 660 mm  
\*\* 530 mm

Goodyear reserves the right to change sleeve width.  
Please contact Goodyear PTP marketing.

SYNCHRONOUS

# HI-PERFORMANCE Pd™ PLUS (HPPD+)



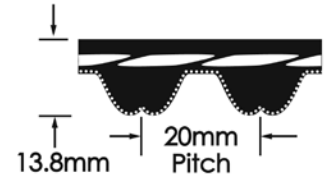
## 14M Available Sizes

Belt reference	Pitch length Lp (mm)	Number of teeth
HPPD 966 14M	966	69
HPPD 1190 14M	1190	85
HPPD 1400 14M***	1400	100
HPPD 1610 14M***	1610	115
HPPD 1778 14M***	1778	127
HPPD 1890 14M	1890	135
HPPD 2100 14M***	2100	150
HPPD 2310 14M	2310	165
HPPD 2450 14M	2450	175
HPPD 2590 14M	2590	185
HPPD 2800 14M	2800	200
HPPD 3150 14M*	3150	225
HPPD 3360 14M*	3360	240
HPPD 3500 14M*	3500	250
HPPD 3850 14M*	3850	275
HPPD 4326 14M*	4326	309
HPPD 4578 14M*	4578	327
HPPD 4956 14M*	4956	354
HPPD 5320 14M**	5320	380
HPPD 5740 14M**	5740	410
HPPD 6160 14M**	6160	440
HPPD 6860 14M**	6860	490

Cut belts widths: 40 mm  
55 mm  
85 mm  
115 mm  
170 mm

Sleeve: \*\*\*370 mm  
\*\* 330 mm  
\* 530 mm  
660 mm

Goodyear reserves the right to change sleeve width.  
Please contact Goodyear PTP marketing.



## 20M Available Sizes

Belt reference	Pitch length Lp (mm)	Number of teeth
HPPD 2000 20M *	2000	100
HPPD 2500 20M *	2500	125
HPPD 3400 20M	3400	170
HPPD 3800 20M	3800	190
HPPD 4200 20M	4200	210
HPPD 4600 20M	4600	230
HPPD 5000 20M	5000	250
HPPD 5200 20M	5200	260
HPPD 5400 20M	5400	270
HPPD 5800 20M	5800	290
HPPD 6200 20M	6200	310
HPPD 6600 20M	6600	330

Cut belts widths: 115 mm  
170 mm  
230 mm  
290 mm

Sleeve: \* 660 mm  
330 mm

Goodyear reserves the right to change sleeve width.  
Please contact Goodyear PTP marketing.

SYNCHRONOUS